



**THE STRONGEST BOOKS YOU CAN BUY**

PERMA-BOUND ♦ 617 EAST VANDALIA ROAD ♦ JACKSONVILLE, ILLINOIS 62650  
TOLL FREE: 800-637-6581 ♦ FAX: 800-551-1169 ♦ EMAIL: books@perma-bound  
VISIT OUR WEBSITE: www.perma-bound.com

## BENNETT ELEM

### Collection Information

Last Date User Uploaded File	Feb 4, 2013
Last Date File was Updated	Feb 4, 2013
Grades	Kindergarten - Grade 8
Number of Students	244
Unique Titles in Collection	33081
Exact Matches	21653
Partial Matches	2932
Total Titles in Collection	58138
Books per Student	238.27

### School Information

School Name	BENNETT ELEM
Address	61 RANDOLPH ST BOX 107 BENNETT, NC 27208

### Contact Information

Name	Kathy Gaines
Phone Number	+1 (336) 581-3586
Email Address	kgaines@chatham.k12.nc.us

## Analysis by Hundreds

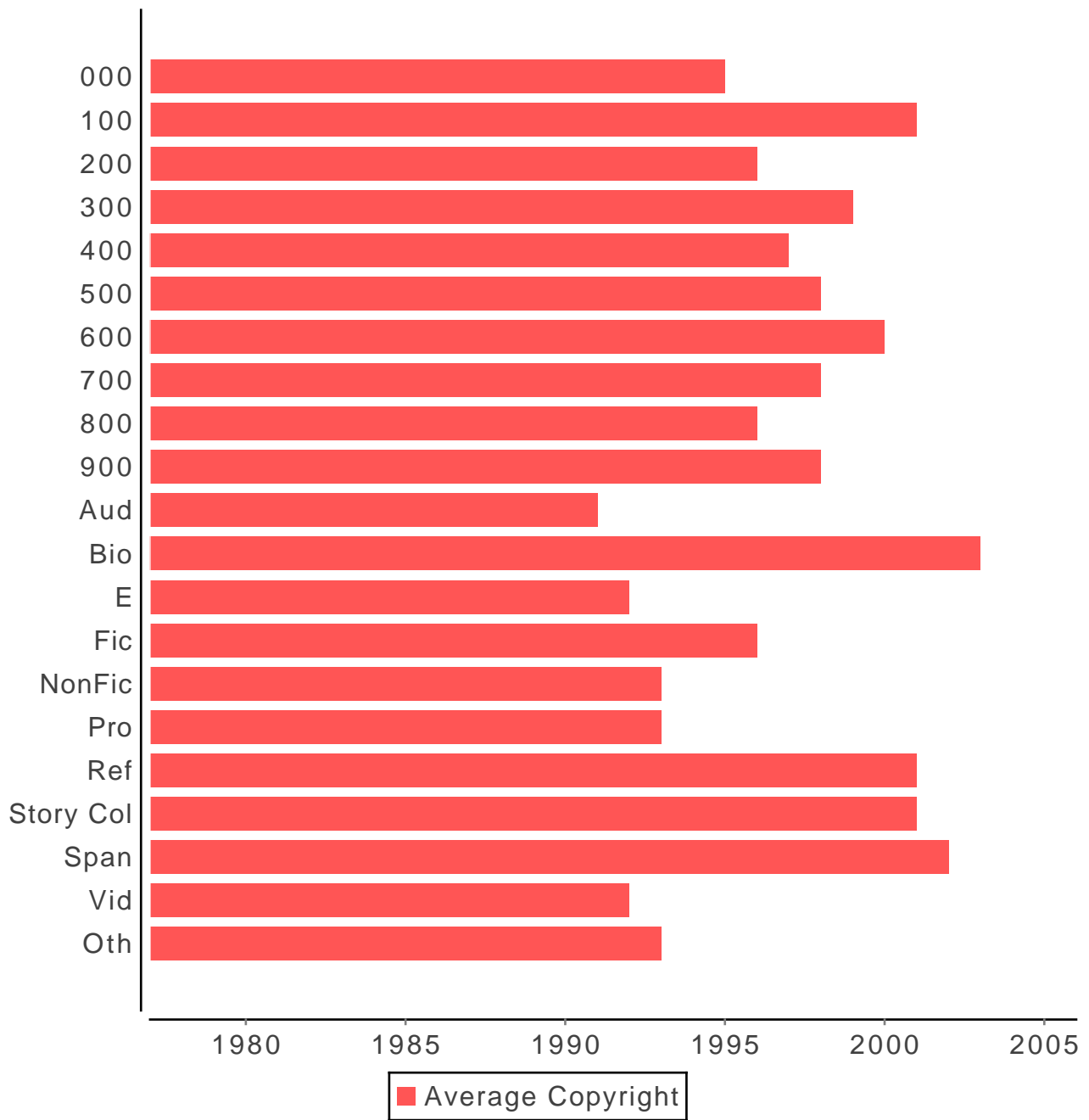
The Hundreds Divisions	Average Copyright	Average Edition	Items	% of Collection
000	1994	1995	645	1.95%
000	1991	1991	377	1.14%
010	1997	2000	18	0.05%
020	2000	2001	52	0.16%
030	1999	1999	169	0.51%
050	2005	2005	2	0.01%
060	1999	1999	2	0.01%
070	2000	2000	19	0.06%
080	2000	2000	4	0.01%
090	1991	1991	2	0.01%
<b>100</b>	<b>2000</b>	<b>2001</b>	<b>198</b>	<b>0.60%</b>
100	1995	1995	4	0.01%
110	2001	2007	1	0.00%
120	2003	2003	3	0.01%
130	2001	2001	71	0.21%
150	2000	2000	83	0.25%
160	2000	2000	1	0.00%
170	2001	2001	35	0.11%
<b>200</b>	<b>1996</b>	<b>1996</b>	<b>302</b>	<b>0.91%</b>
200	1993	1993	62	0.19%
220	1984	1985	34	0.10%
230	1998	1998	15	0.05%
240	1996	1999	14	0.04%
250	1988	1988	1	0.00%
260	1996	1996	3	0.01%
270	2003	2003	5	0.02%
280	2001	2001	14	0.04%
290	1999	1999	154	0.47%
<b>300</b>	<b>1999</b>	<b>1999</b>	<b>2645</b>	<b>8.00%</b>
300	2002	2002	289	0.87%
310	1999	1999	28	0.08%
320	2003	2003	167	0.50%
330	2003	2003	220	0.67%
340	2000	2000	135	0.41%
350	2002	2003	102	0.31%
360	2002	2002	441	1.33%
370	1998	1998	225	0.68%
380	2000	2000	90	0.27%
390	1994	1995	948	2.87%
<b>400</b>	<b>1997</b>	<b>1997</b>	<b>274</b>	<b>0.83%</b>
400	1998	1998	114	0.34%
410	1997	1997	16	0.05%
420	1995	1995	117	0.35%
430	1991	1991	2	0.01%
450	2000	2000	1	0.00%
460	1997	1997	15	0.05%
490	2001	2002	9	0.03%
<b>500</b>	<b>1998</b>	<b>1998</b>	<b>4255</b>	<b>12.86%</b>
500	1997	1997	332	1.00%
510	2001	2001	112	0.34%
520	1999	1999	346	1.05%

530	1999	2000	294	0.89%
540	1999	1999	187	0.57%
550	1999	2000	517	1.56%
560	1998	1998	212	0.64%
570	2001	2001	453	1.37%
580	1994	1994	137	0.41%
590	1996	1996	1665	5.03%
<b>600</b>	<b>2000</b>	<b>2000</b>	<b>1995</b>	<b>6.03%</b>
600	1998	1999	66	0.20%
610	2002	2002	529	1.60%
620	2000	2000	569	1.72%
630	1999	1999	566	1.71%
640	1999	1999	150	0.45%
650	2002	2002	31	0.09%
660	2002	2002	38	0.11%
670	1988	1988	21	0.06%
680	2002	2002	16	0.05%
690	1990	1990	9	0.03%
<b>700</b>	<b>1998</b>	<b>1998</b>	<b>1718</b>	<b>5.19%</b>
700	1999	1999	74	0.22%
710	1990	1990	12	0.04%
720	2001	2001	45	0.14%
730	1991	1991	35	0.11%
740	2000	2000	496	1.50%
750	1993	1993	32	0.10%
760	1993	1993	5	0.02%
770	1999	1999	19	0.06%
780	1995	1995	81	0.24%
790	1998	1998	919	2.78%
<b>800</b>	<b>1995</b>	<b>1996</b>	<b>670</b>	<b>2.03%</b>
800	1996	1997	137	0.41%
810	1996	1996	455	1.38%
820	1991	1993	68	0.21%
830	1989	1989	1	0.00%
840	1994	2000	2	0.01%
860	2001	2001	3	0.01%
880	1991	1995	3	0.01%
890	1995	1995	1	0.00%
<b>900</b>	<b>1998</b>	<b>1998</b>	<b>5507</b>	<b>16.65%</b>
900	2001	2001	66	0.20%
910	1996	1996	486	1.47%
920	1998	1998	2278	6.89%
930	1999	1999	164	0.50%
940	2000	2000	436	1.32%
950	2000	2000	250	0.76%
960	2000	2000	81	0.24%
970	1999	1999	1679	5.08%
980	2000	2000	40	0.12%
990	2000	2000	27	0.08%
Aud	1991	1994	8	0.02%
Bio	2003	2004	70	0.21%
E	1992	1993	4216	12.74%
Fic	1996	1998	9621	29.08%
NonFic	1993	1993	2	0.01%

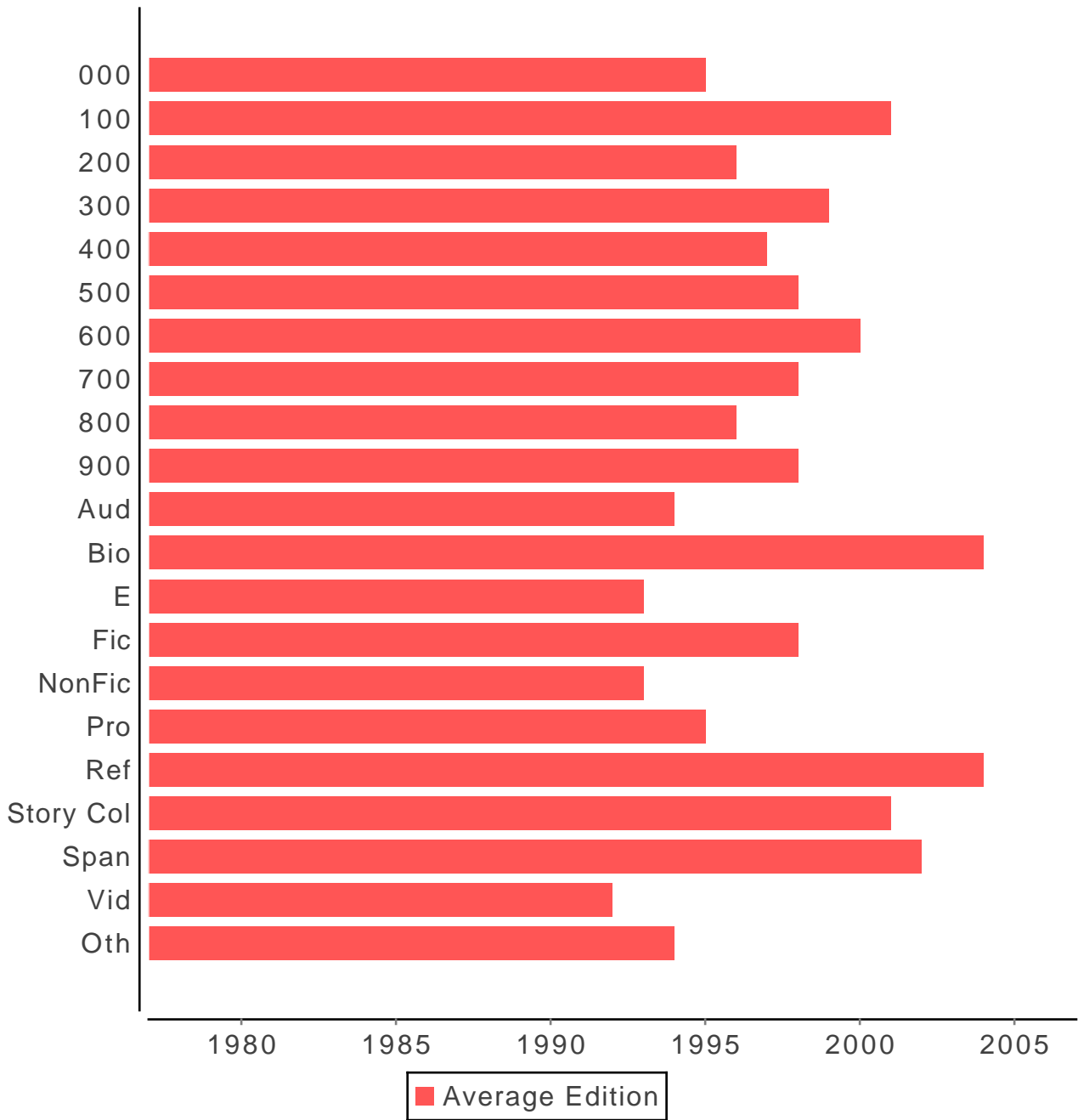
**BENNETT ELEM** Mar 18, 2013

Pro	1993	1995	32	0.10%
Ref	2001	2004	1	0.00%
Story Col	2001	2001	84	0.25%
Span	2002	2002	1	0.00%
Vid	1992	1992	139	0.42%
Oth	1993	1994	698	2.11%
<b>Total</b>			<b>33081</b>	<b>100%</b>

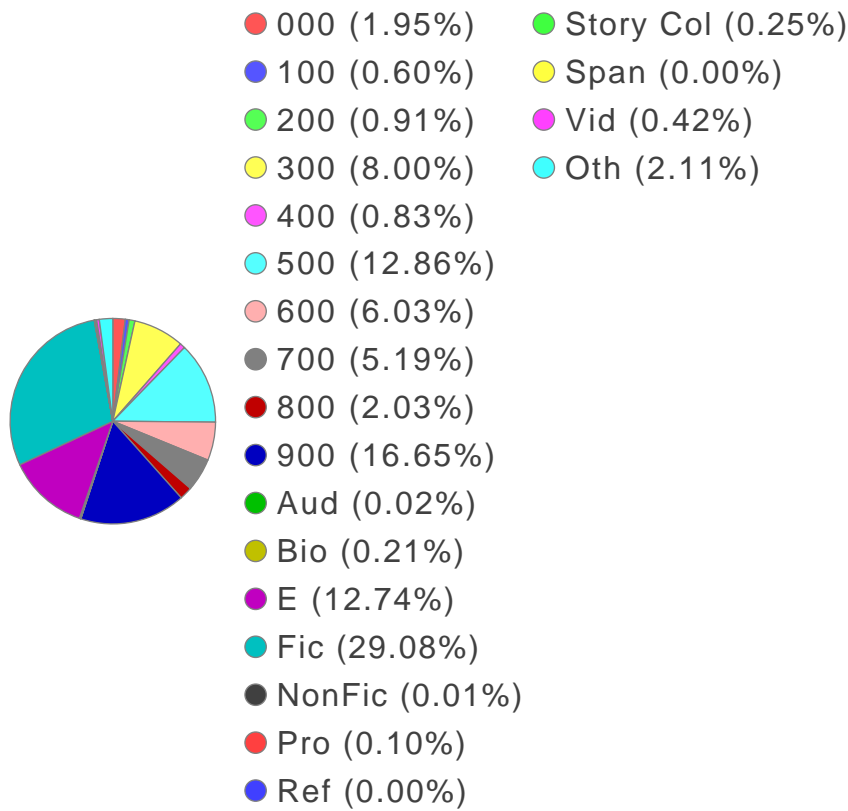
Analysis by Hundreds: Average Copyright



Analysis by Hundreds: Average Edition

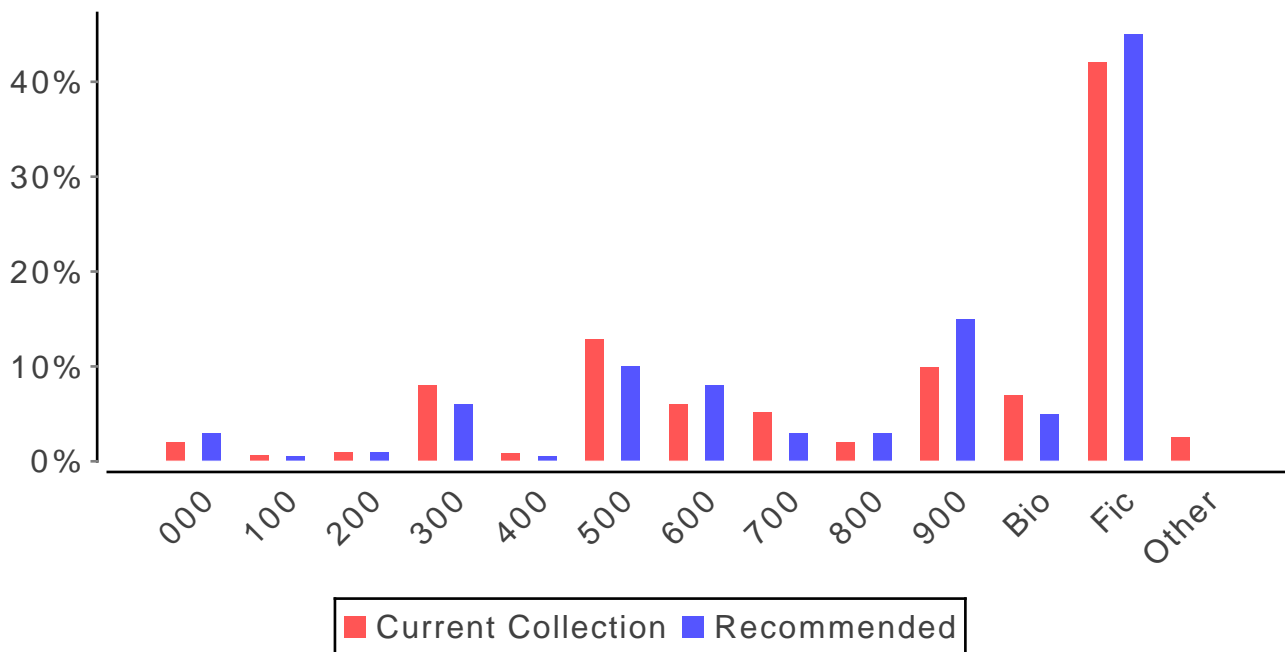


### Analysis by Hundreds: Percentage of Collection



Collection Map: Perma-Bound

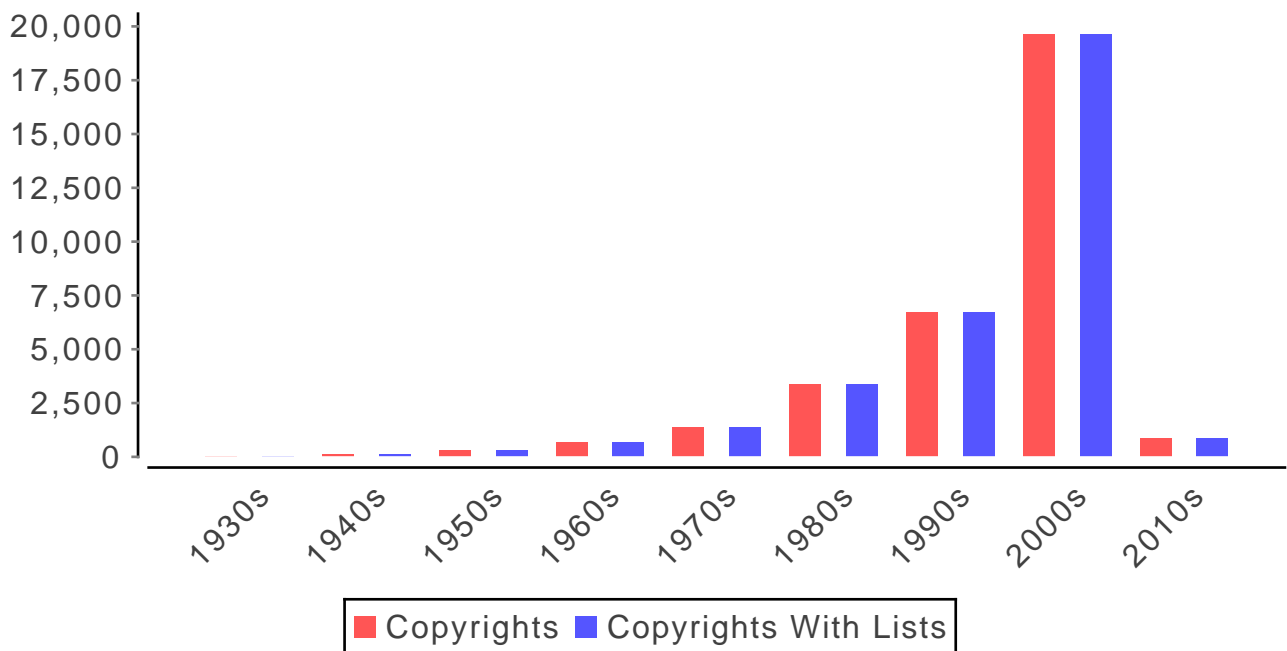
Division	Items	Need	Recommended	Balanced Dewey	Difference
000	678	0	73	3.00%	-0.95%
100	198	0	12	0.50%	0.10%
200	302	0	24	1.00%	-0.09%
300	2645	0	146	6.00%	2.00%
400	274	0	12	0.50%	0.33%
500	4255	0	244	10.00%	2.86%
600	1995	0	195	8.00%	-1.97%
700	1718	0	73	3.00%	2.19%
800	670	0	73	3.00%	-0.97%
900	3265	0	366	15.00%	-5.13%
Bio	2312	0	122	5.00%	1.99%
Fic	13921	0	1098	45.00%	-2.92%
Other	848	0			
<b>Total</b>	<b>33081</b>	<b>0</b>	<b>2438</b>	<b>100%</b>	<b>0%</b>





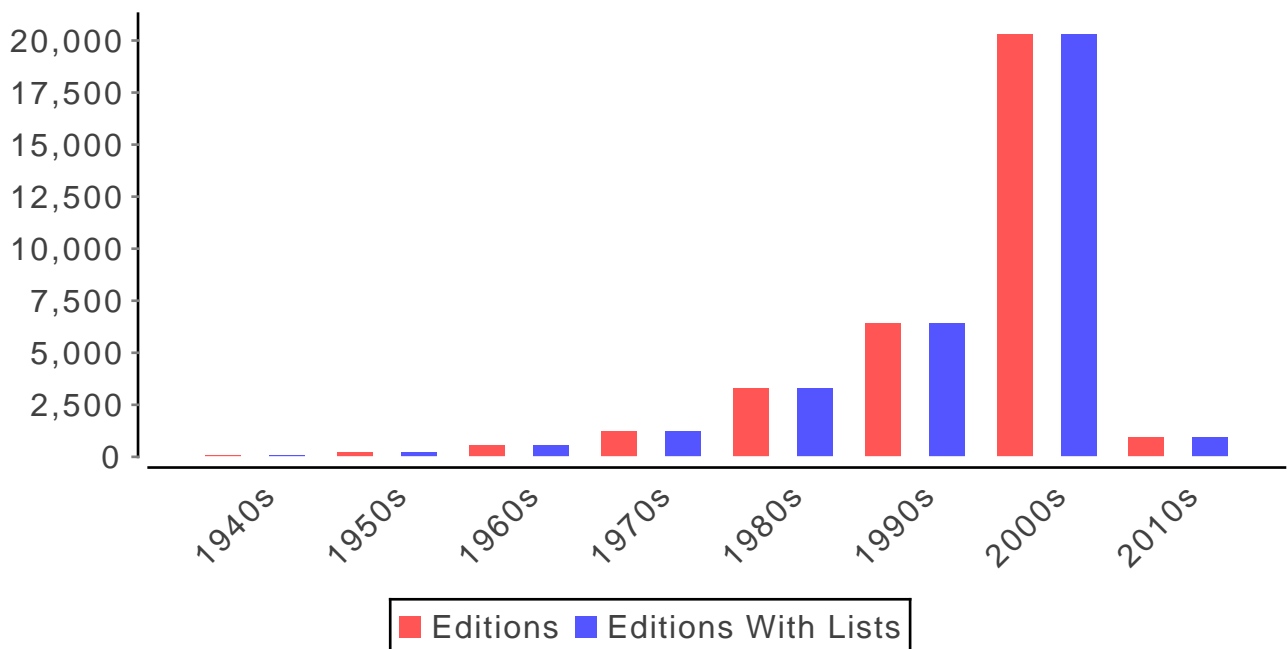
Analysis by Years (Copyright)

Decade	Items	% of Collection
690s	1	0.00%
1000s	3	0.01%
1880s	3	0.01%
1900s	10	0.03%
1910s	7	0.02%
1920s	17	0.05%
1930s	35	0.11%
1940s	107	0.32%
1950s	298	0.90%
1960s	696	2.10%
1970s	1356	4.10%
1980s	3390	10.25%
1990s	6697	20.24%
2000s	19610	59.28%
2010s	851	2.57%



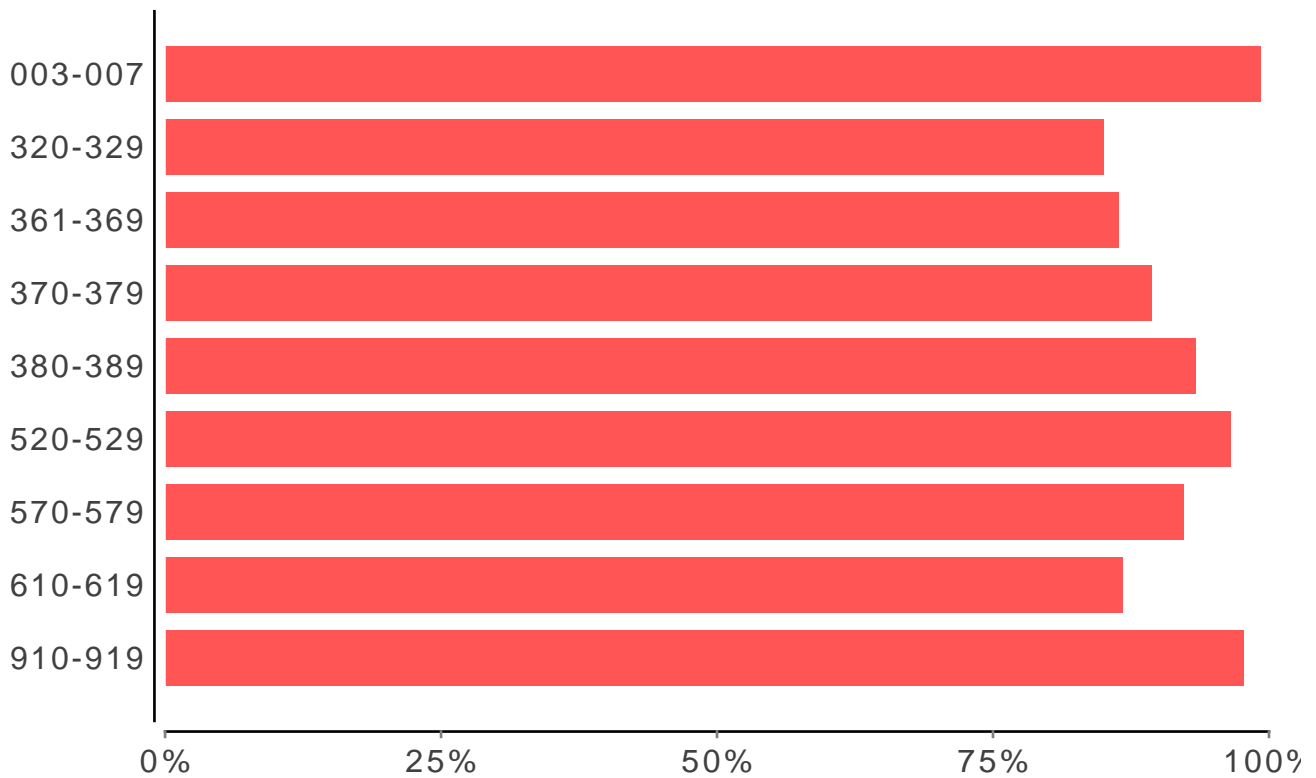
Analysis by Years (Edition)

Decade	Items	% of Collection
690s	1	0.00%
1000s	3	0.01%
1880s	3	0.01%
1900s	7	0.02%
1910s	7	0.02%
1920s	13	0.04%
1930s	25	0.08%
1940s	69	0.21%
1950s	218	0.66%
1960s	562	1.70%
1970s	1247	3.77%
1980s	3305	9.99%
1990s	6423	19.42%
2000s	20275	61.29%
2010s	923	2.79%



### Age Sensitivity

Dewey Range	Acceptable Age	Aged Items	Items
003 - 007 Systems Data and Computer Programs	3 years	274	276
320 - 329 Political science	5 years	142	167
361 - 369 Social Problems and Services	5 years	381	441
370 - 379 Education	5 years	201	225
380 - 389 Commerce, communications, transport	5 years	84	90
520 - 529 Astronomy and allied sciences	5 years	334	346
570 - 579 Life sciences	5 years	418	453
610 - 619 Medical sciences; Medicine	5 years	459	529
910 - 919 Geography and travel	5 years	475	486



## Five Year Plan

Dewey	Rec.	Start Total	Aged	Yearly Purchase	End Total	Start %	End %	Rec. %
000	73	678	-334	0	344	2.05%	1.48%	3.00%
100	12	198	-30	0	168	0.60%	0.72%	0.50%
200	24	302	-93	0	209	0.91%	0.90%	1.00%
300	146	2645	-657	0	1988	8.00%	8.58%	6.00%
400	12	274	-67	0	207	0.83%	0.89%	0.50%
500	244	4255	-1241	0	3014	12.86%	13.00%	10.00%
600	195	1995	-434	0	1561	6.03%	6.73%	8.00%
700	73	1718	-478	0	1240	5.19%	5.35%	3.00%
800	73	670	-246	0	424	2.03%	1.83%	3.00%
900	366	3265	-898	0	2367	9.87%	10.21%	15.00%
Bio	122	2312	-661	0	1651	6.99%	7.12%	5.00%
Fic	1098	13921	-4764	0	9157	42.08%	39.51%	45.00%
Other		848	-402	0	446	2.56%	1.92%	
<b>Total</b>	<b>2438</b>	<b>33081</b>	<b>-10305</b>	<b>0</b>	<b>22776</b>	<b>100.00%</b>	<b>100.00%</b>	<b>100.00%</b>
Price (15 USD/book)				0	0			
Price per Student				\$0.00	\$0.00			